

**Asset Class:** Canadian Equity

TSX TICKER:  
**FBE**

**FUND INFORMATION**

Inception Date	September 9, 2016
NAV per Unit	\$25.44
Number of Holdings	40
Distribution Frequency	Quarterly, if any
Trailing 12m Yield <sup>1</sup>	1.51%
CUSIP	17161Q101
Management Fee	0.60%
Benchmark	S&P/TSX Composite Index (Total Return)

**CHARACTERISTICS**

	Index	Benchmark
Return (annualized)	10.59%	5.33%
P/E Ratio	15.68	15.67
P/B Ratio	1.89	1.80
Std Dev	12.09	13.37
Beta	0.80	1.00
Sharpe Ratio	0.73	0.30
Sortino Ratio	1.11	0.40
Max Drawdown	-37.49	-43.35
Up Capture	102.35	100.00
Down Capture	70.62	100.00

Time period: 22/06/2000 to 30/04/2019

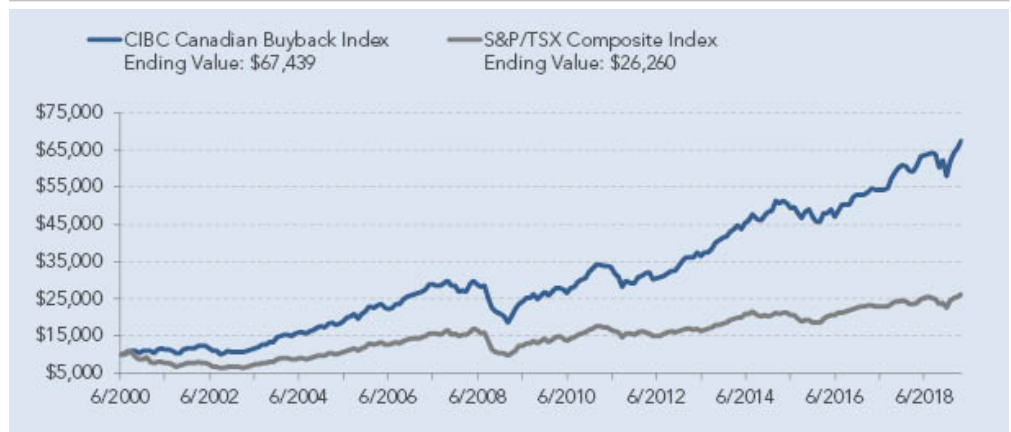
**EQUITY STYLE BOX**

21	21	21	Large
18	10	10	
0	0	0	Mid
			Small
Value	Blend	Growth	

**FUND OVERVIEW**

CI First Asset Canadian Buyback Index ETF (the "Fund") provides investors with exposure to a portfolio of equity securities of quality companies with active share buyback programs that have significantly and consistently reduced their issued and outstanding share count. The Fund has been designed to replicate, to the extent possible, the performance of the CIBC Canadian Buyback Index (the "Index"), which uses a proprietary rules-based methodology to select constituent securities from those trading on the TSX that meet minimum market cap and average daily volume thresholds. Securities will be equally weighted and rebalanced quarterly.

**GROWTH OF \$10,000 <sup>2</sup>**



**TRAILING INDEX RETURNS (%)<sup>2</sup>**

	3y	5y	10y
CIBC Canadian Buyback Index™	11.98	8.61	11.82
Benchmark	9.10	5.60	9.07

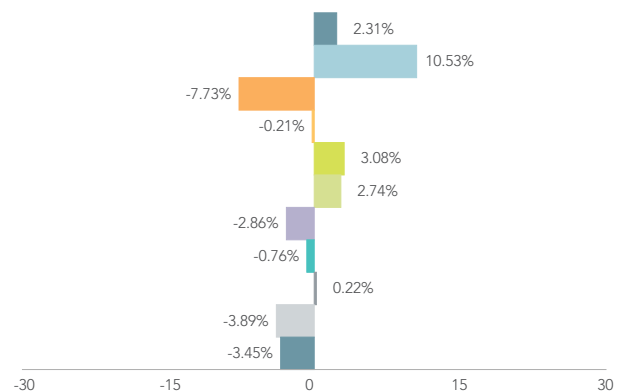
**FUND PERFORMANCE (%)**

	1m	3m	6m	YTD	1y	2y	SI
FBE	3.04	8.67	11.50	15.80	9.50	9.91	11.21
Benchmark	3.22	7.55	12.16	16.94	9.60	6.31	8.30

**SECTOR ALLOCATIONS(%)**

Financials	35.5
Consumer Staples	14.9
Energy	10.5
Industrials	9.9
Consumer Discretionary	7.7
Information Technology	7.4
Materials	7.2
Telecom Services	4.7
Healthcare	2.3
Utilities	0.0
Real Estate	0.0

**RELATIVE TO BENCHMARK**



<sup>1</sup>The Trailing 12 Month Yield is calculated on the Fund's actual distributions paid to investors over the past 12 months based on NAV. All distributions are paid in cash.  
<sup>2</sup>The rate of return chart shown is used only to illustrate the effects of the compound growth rate and is not intended to reflect future values of the Index or the Fund or returns on investment in the Fund. Returns of an Index do not represent the Fund's returns. An investor cannot invest directly in an Index. All performance data for all indices assume the reinvestment of all distributions. CIBC index performance data results prior to September 8, 2016 are hypothetical, but are calculated using the same methodology that has been in use by the index provider since the Index was first published. Information regarding the CIBC index, including the applicable index methodology, is available at <https://www.solactive.com/?s=CIBC>. As a result of the risks and limitations inherent in hypothetical performance data, hypothetical results may differ from actual Index performance.  
 Use of benchmark: The S&P/TSX Composite Index is a capitalization-weighted index designed to measure market activity of stocks listed on the Toronto Stock Exchange. This index is used as a benchmark to help you understand the Fund's performance relative to the general performance of broader Canadian equity market.

## TOP 10 HOLDINGS (%)

CENOVUS ENERGY INC	2.71
CANADIAN NATURAL RESOURCES LTD	2.69
MAGNA INTL INC	2.69
CANADIAN PACIFIC RAILWAY LTD	2.67
DOLLARAMA INC	2.65
IMPERIAL OIL LTD	2.62
MANULIFE FINANCIAL CORP	2.58
CI FINANCIAL INC	2.57
CANADIAN NATIONAL RAILWAY CO	2.57
CANADIAN IMPERIAL BK OF COMM	2.56

## KEY REASONS TO INVEST

- Lower historical share price volatility relative to the S&P/TSX Composite Equal Weight Index with better risk-adjusted returns than the broader Canadian equity market.
- Buybacks represent a sizable share of corporate payouts. Focusing solely on high dividend paying companies overlooks a large opportunity set.
- Buybacks are the most tax-efficient form of corporate payout, as they result in capital gains as opposed to more heavily taxed dividend income.

## CIBC CAPITAL MARKETS

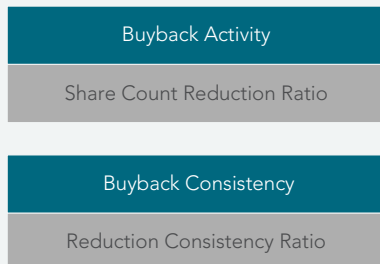


CIBC Capital Markets is a leading provider of quantitative index strategies in Canada and the United States with solutions offered across multiple asset classes (equities, commodities, FX and rates). CIBC's index clients include retail investors, asset managers, pension plans and insurance companies. CIBC's index family provides factor, trend, curve, hedging and thematic based investing. CIBC indices facilitate exposure to various asset classes in a systematic, transparent and cost-efficient manner.

## INDEX DESIGN & STRUCTURE

In order for stocks to be included in the Canadian buyback portfolio, companies must demonstrate both sufficient activity and frequency in reducing their shares outstanding. Stocks listed on the TSX are ranked based on both of these screens every month, ensuring that the top 40 stocks with the highest composite scores are selected for inclusion. The model employs a turnover control mechanism to minimize trading, with a 3-4 year investment horizon.

### Model Structure



### Factor Definitions

**Share Count Reduction Ratio:** (common shares outstanding today - value 24 months ago) / value 24 months ago.

**Reduction Consistency Ratio:** number of months, in last 24 months, shares outstanding have fallen MINUS number of months shares outstanding increased, expressed as a percentage (%) of all months.

The securities of the First Asset ETFs are not sponsored, promoted, sold or supported in any other manner by CIBC or by the index calculation agent, Solactive A.G. ("Solactive"), nor do CIBC or Solactive offer any express or implicit guarantee or assurance either with regard to the results of using the indexes on which the First Asset ETFs are based, or the index prices at any time or in any other respect.

1 (877) 642-1289 | [www.firstasset.com](http://www.firstasset.com) | [info@firstasset.com](mailto:info@firstasset.com)



### First Asset - Smart Solutions™

First Asset, a CI Financial Company, is a Canadian investment firm delivering a comprehensive suite of smart ETF solutions. Rooted in strong fundamentals, First Asset's smart solutions strive to deliver better risk-adjusted returns than the broad market while helping investors achieve their personal financial goals.

*There is no assurance that the Fund will achieve its investment objectives. Commissions, management fees and expenses all may be associated with investments in exchange traded funds. Please read the prospectus before investing. Exchange traded funds are not guaranteed, their values change frequently and past performance may not be repeated. The indicated rates of return of the Fund are the historical annual compounded total returns, including changes in unit value and do not take into account sales, redemption or optional charges or income taxes payable by a security holder that would have reduced returns. Performance is calculated net of fees. This communication is intended for informational purposes only and is not, and should not be construed as, investment and/or tax advice to any individual. Particular investments and/or trading strategies should be evaluated relative to each individual's circumstances. Individuals should seek the advice of professionals, as appropriate, regarding any particular investment. Certain trademarks of Canadian Imperial Bank of Commerce and/or certain of its affiliates (collectively "CIBC") have been licensed by First Asset Investment Management Inc. ("First Asset") for use in connection with the First Asset ETFs. The securities of the First Asset ETFs are not sponsored, promoted, sold or supported in any other manner by CIBC or by the index calculation agent, Solactive A.G. ("Solactive"), nor do CIBC or Solactive offer any express or implicit guarantee or assurance either with regard to the results of using the indexes on which the First Asset ETFs are based, or the index prices at any time or in any other respect. CI First Asset Canadian Buyback Index ETF is managed by First Asset Investment Management Inc. ("First Asset"), a subsidiary of CI Financial Corp. and an affiliate of CI Investments Inc. TM First Asset and its logo are trademarks of a subsidiary of CI Financial Corp. and @CI FINANCIAL is a registered trademark of CI Investment Inc., used under license.*